

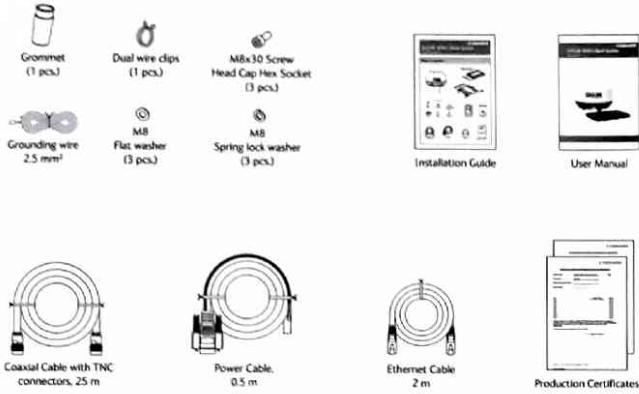
# SAILOR 4300 L-Band System

Installation guide

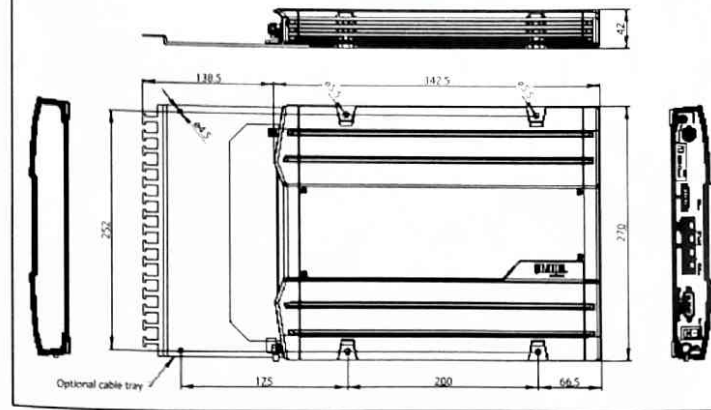
## What's in the box?



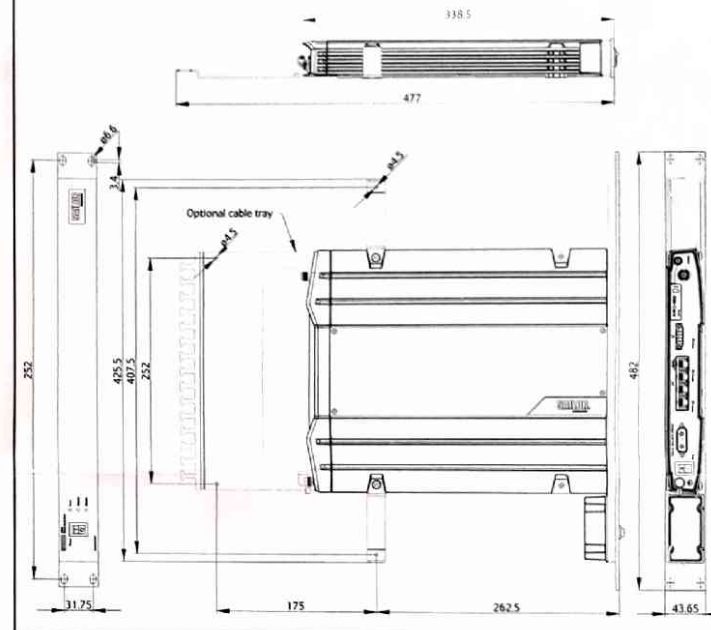
Accessories kit for ADU



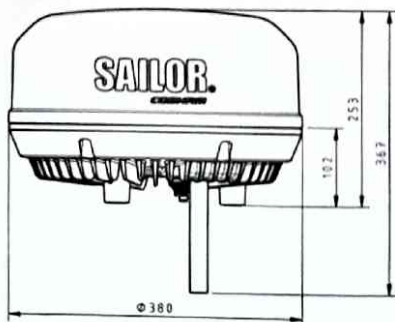
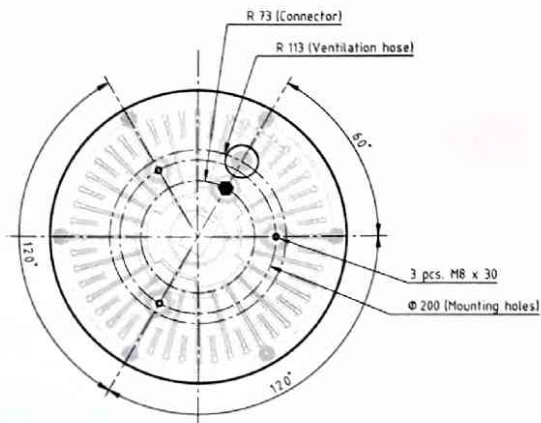
## Dimensions - SAILOR 4338A Below Deck Unit



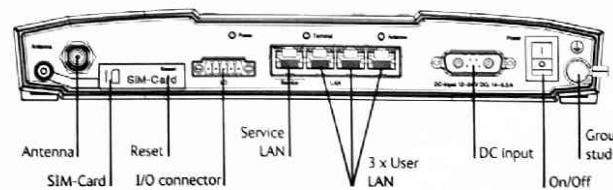
## Dimensions for SAILOR 4338A Below Deck Unit 19" Rack



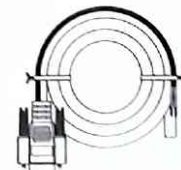
## Dimensions - SAILOR 4352A Above Deck Unit



## BDU connections

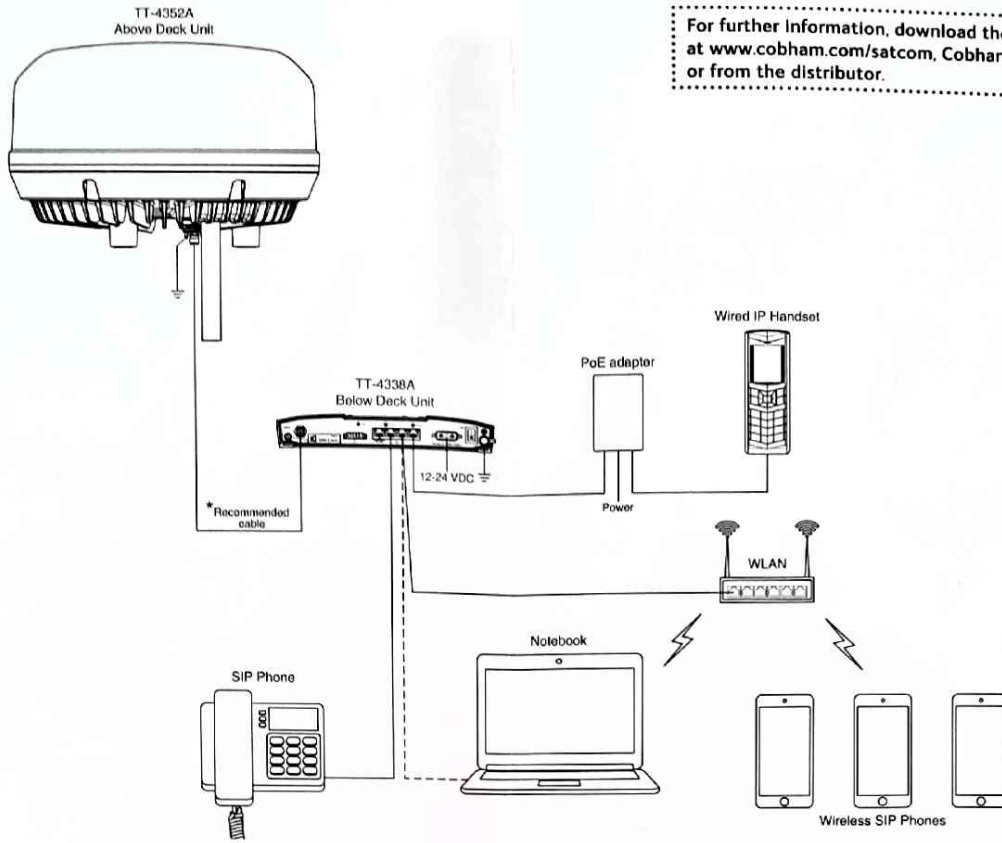


## Power cable - Connections



Description	Pin	Wire color	Pin assignments Front view
NC	1	Black	
Remote ON/OFF	2	Green	
NC	3	Brown	
NC	4	Red	
PRI_GND	5	Orange	
Ground	Shield		
V in +	A1	Red	
V in -	A2	Black	

## System Configuration - Example



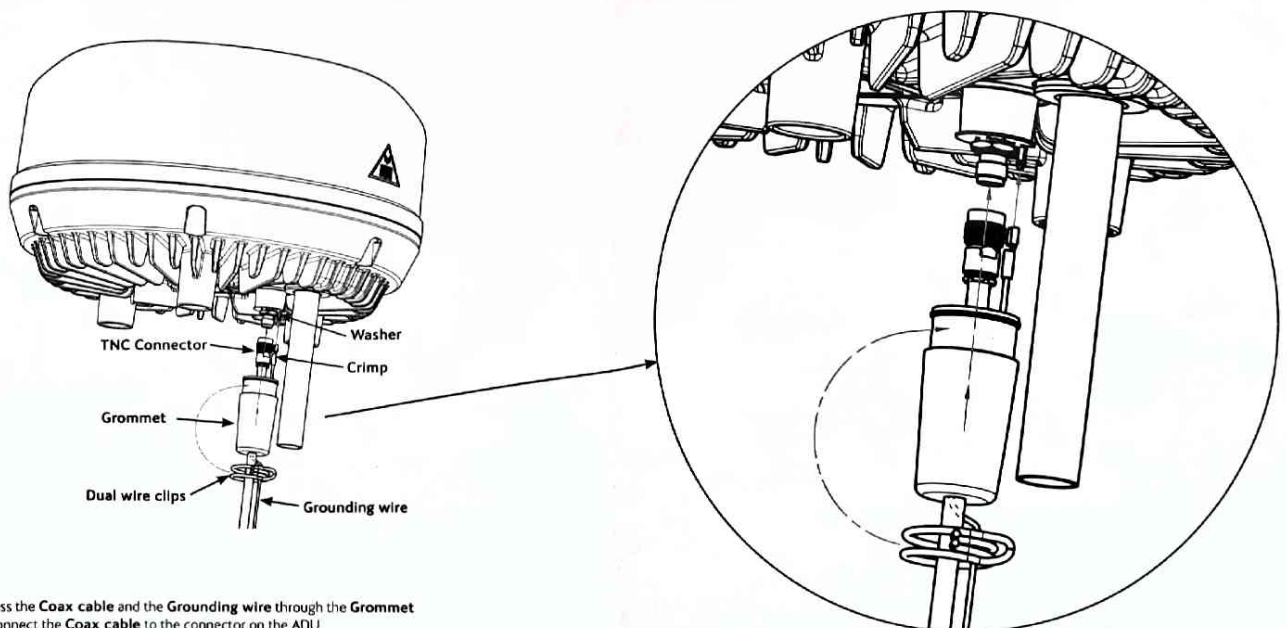
For further information, download the installation manual at [www.cobham.com/satcom](http://www.cobham.com/satcom), Cobham SYNC Partner Portal, or from the distributor.

\* Connector type: TNC

### Cable requirements:

- Installation on bigger vessels: RG214/U up to 100 m length
- Installation in a mechanically protected environment and shorter distances: RG223/U up to 25 m length

## How to install the cables on the ADU



1. Pass the Coax cable and the Grounding wire through the Grommet
2. Connect the Coax cable to the connector on the ADU
3. Fasten the Ground cable on the Washer with the Crimp
4. Fasten the Grommet around the TNC Connector using the Dual wire clips

Any responsibility or liability for loss or damage in connection with the use of this product and the accompanying documentation is disclaimed by Thrane & Thrane A/S. The information in this manual is provided for information purposes only, is subject to change without notice and may contain errors or inaccuracies. Manuals issued by Thrane & Thrane A/S are periodically revised and updated. Anyone relying on this information should acquire the most current version e.g. from [www.cobham.com/satcom](http://www.cobham.com/satcom), Cobham SYNC Partner Portal, or from the distributor. Thrane & Thrane A/S is not responsible for the content or accuracy of any translations or reproductions, in whole or in part, of this manual from any other source. In the event of any discrepancies, the English version shall be the governing text. Thrane & Thrane A/S is trading as Cobham SATCOM.

Copyright © 2018 Thrane & Thrane A/S. All rights reserved.